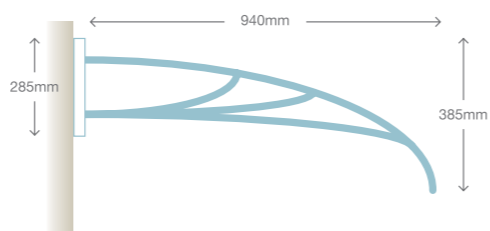




clearlite awnings

- Available in either black polypropelene or silver aluminium brackets
- Special colours available on aluminium bracket only
- 3.0mm solid polycarbonate available in clear/grey/bronze and opal sheet
- All brackets 1000mm projection
- Each module up to 1200mm between brackets
- Fully sealed with gasket rubbers.
- BRACKET DIMENSIONS: see diagram at right ▶



louvred awnings

- Aluminium slatted panels using 65 x 16mm slat
- Fixed slats set at 32 degrees
- Available in any colour (powdercoated colours only)
- Available in welded cantilever bracket or arm supported bracket
- Sleek and modern design

colour range

8mm Twinwall	Light	Shading transmission
Clear	86%	72%
Grey	42%	45%
Bronze	42%	45%
Solar Metallic	25%	28%
Solar Ice	20%	25%

frame colour

- Pearl White • Primrose
- Anodic Bronze • Satin Black
- Special colours on request

water diversion



CARBOLITE gutter attachment



CARBOLITE diverter kit (used only for awnings up to 3m²)



carb-o-lite

polycarbonate awnings



Translucent || Lightweight || Tough || Longlasting || Leakproof || Versatile



Approved distributor

CARBOLITE is a registered trademark of Carbolite Pty Ltd. The information contained in this brochure is to the best of our knowledge accurate but all recommendations are made without warranty as the conditions of use are beyond our control. All enquiries for Government approvals regarding installations must be made by the purchaser.



Above: 50 x 50 beam for larger arm spans

flat window awnings

- 8mm twin wall polycarbonate available in 5 designer colours
- Extruded aluminium joining sections available in 4 standard colours
- Special frame colours on request
- Maximum projection is 1600mm (arms every 2.2m)
- Sturdy 38 x 25 x 2.0mm arms with die cut wall and arm brackets
- Suitable for window and door coverings
- Sheet panels are 725mm wide (including joining strip)



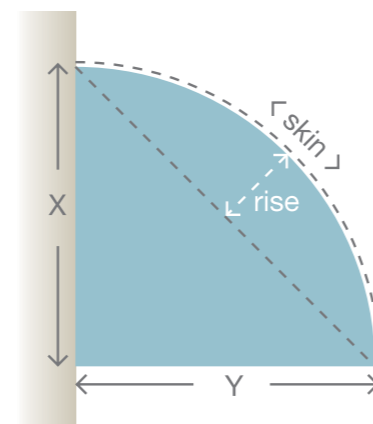
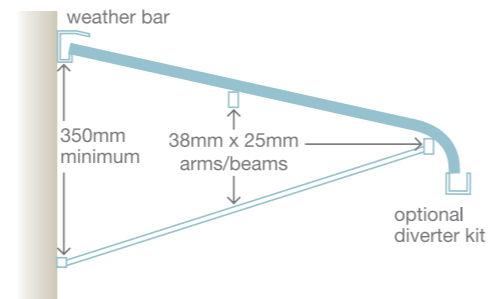
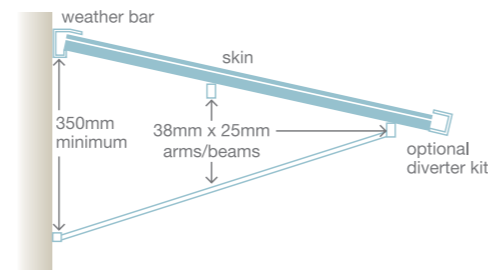
bullnose window awnings

- 8mm twin wall polycarbonate available in 5 designer colours
- Extruded aluminium joining sections available in 4 standard colours
- Special frame colours on request
- Maximum projection is 1600mm. (arms every 2.2m)
- Sturdy 38 x 25 x 2.0mm arms with die cut wall and arm brackets
- Suitable for window and door coverings
- Sheet panels are 725mm wide (including joining strip)



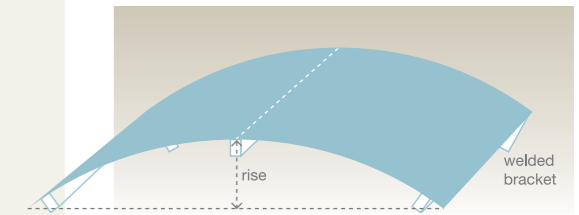
domus window awnings

- 8mm twin wall polycarbonate available in 5 designer colours
- Extruded aluminium joining sections available in 4 standard colours
- Special frame colours on request
- Maximum projection is 1600mm. (arms every 2.2m)
- Sturdy 38 x 25 x 2.0mm arms with die cut wall and arm brackets
- Suitable for window and door coverings
- Sheet panels are 725mm wide (including joining strip)



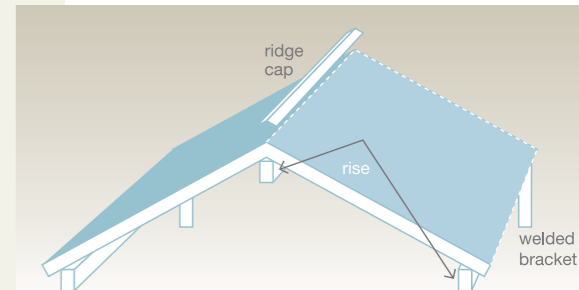
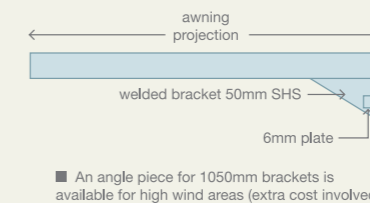
SKIN	X	Y	RISE
960	670	670	80
1160	800	800	120
1450	980	980	185
1600	1075	1075	225

All measurements in mm



barrel vault awnings

- 8mm twin wall polycarbonate available in 5 designer colours
- Extruded aluminium joining sections available in 4 standard colours
- Special frame colours on request
- Maximum projection is 1050mm
- Sturdy 50 x 50 x 2.5mm arms with welded base plate fixing
- Suitable for window and door coverings
- Maximum radius 1400mm



gabled window awnings

- 8mm twin wall polycarbonate available in 5 designer colours
- Extruded aluminium joining sections available in 4 standard colours
- Special frame colours on request
- Maximum projection is 1050mm
- Sturdy 50 x 50 x 2.5mm arms with welded base plate fixing
- Suitable for window and door coverings
- Pitch can be varied depending on bracket position



cantilevered awnings (flat & bullnosed)

- 8mm twin wall polycarbonate available in 5 designer colours
- Extruded aluminium joining sections available in 4 standard colours
- Special frame colours on request
- Maximum projection is 2600mm
- Sturdy welded frame trusses to engineer specifications
- Suitable for patio covers
- Pitch set at 5 degree fall but can be pre welded to any angle requested

